

Village of Junction City 2022 Trash & Recycling Collection Schedule

January						
Su	Mo	Tu	We	Th	Fr	Sa
						1
2	3	4	5	6	7	8
9	10	11	12	13	14	15
16	17	18	19	20	21	22
23	24	25	26	27	28	29
30	31					

February						
Su	Mo	Tu	We	Th	Fr	Sa
		1	2	3	4	5
6	7	8	9	10	11	12
13	14	15	16	17	18	19
20	21	22	23	24	25	26
27	28					

March						
Su	Mo	Tu	We	Th	Fr	Sa
		1	2	3	4	5
6	7	8	9	10	11	12
13	14	15	16	17	18	19
20	21	22	23	24	25	26
27	28	29	30	31		

April						
Su	Mo	Tu	We	Th	Fr	Sa
					1	2
3	4	5	6	7	8	9
10	11	12	13	14	15	16
17	18	19	20	21	22	23
24	25	26	27	28	29	30

May						
Su	Mo	Tu	We	Th	Fr	Sa
1	2	3	4	5	6	7
8	9	10	11	12	13	14
15	16	17	18	19	20	21
22	23	24	25	26	27	28
29	30	31				

June						
Su	Mo	Tu	We	Th	Fr	Sa
			1	2	3	4
5	6	7	8	9	10	11
12	13	14	15	16	17	18
19	20	21	22	23	24	25
26	27	28	29	30		

July						
Su	Mo	Tu	We	Th	Fr	Sa
					1	2
3	4	5	6	7	8	9
10	11	12	13	14	15	16
17	18	19	20	21	22	23
24	25	26	27	28	29	30
31						

August						
Su	Mo	Tu	We	Th	Fr	Sa
	1	2	3	4	5	6
7	8	9	10	11	12	13
14	15	16	17	18	19	20
21	22	23	24	25	26	27
28	29	30	31			

September						
Su	Mo	Tu	We	Th	Fr	Sa
				1	2	3
4	5	6	7	8	9	10
11	12	13	14	15	16	17
18	19	20	21	22	23	24
25	26	27	28	29	30	

October						
Su	Mo	Tu	We	Th	Fr	Sa
						1
2	3	4	5	6	7	8
9	10	11	12	13	14	15
16	17	18	19	20	21	22
23	24	25	26	27	28	29
30	31					

November						
Su	Mo	Tu	We	Th	Fr	Sa
		1	2	3	4	5
6	7	8	9	10	11	12
13	14	15	16	17	18	19
20	21	22	23	24	25	26
27	28	29	30			

December						
Su	Mo	Tu	We	Th	Fr	Sa
				1	2	3
4	5	6	7	8	9	10
11	12	13	14	15	16	17
18	19	20	21	22	23	24
25	26	27	28	29	30	31

LEGEND:

Trash Only

Trash & Recycle

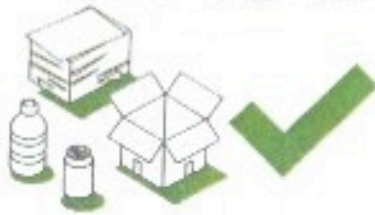
Observed Holiday



For questions about service please call (800) 262-3101



GUIDE TO RECYCLING



Recycle clean bottles, cans, paper, and cardboard.



Keep food and liquid out of your recycling.



No loose plastic bags and no bagged recyclables.



ALUMINUM CANS - Includes used beverage cans only. No foil or food containers.



CONTAINER GLASS - Includes clear, brown, green and blue container glass only. Glass should be clean. Glass **DOES NOT INCLUDE** ceramic cups, dishes, ovenware, plate glass, safety and window glass, heat-resistant glass such as Pyrex, light bulbs, mirrors, lead-based glass such as crystal.



PLASTIC CONTAINERS - Includes only food and beverage bottles and containers marked with the #1 through #7 recycling emblem. Includes aseptic packaging such as juice boxes and soup broth containers.

DOES NOT INCLUDE motor oil bottles, plastic bags, styrofoam cups or containers and packaging peanuts.



TIN CANS - Includes metal cans, bi-metal cans and steel containers which must be clean. Cut out end can be secured inside can.



MIXED PAPER PRODUCTS - Includes all grades of papers including: white, colored, ledger, shiny, coated, carbonless, envelopes - including windowed, labeled and kraft; newspapers, magazines, phone books, computer print out paper, glued pads and tablets, file folders, post-it notes, spiral notebooks, cereal boxes, shoe boxes, paper grocery bags, beverage cartons. Can include paper clips and staples.

DOES NOT INCLUDE waxed paper, hand towels, napkins or paper plates.



CORRUGATED CARDBOARD - Includes clean corrugated cardboard only. Cardboard must be flattened and bundled in bundles not more than twelve (12) inches high by twenty-four (24) inches wide and thirty-six (36) inches long. **DOES NOT INCLUDE** waxed cardboard or soiled cardboard.

ALL paper products may be placed in a paper bag or bundled

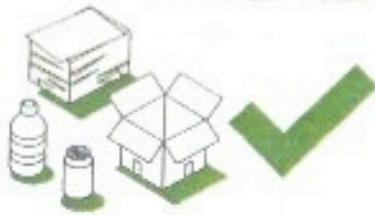


Not Acceptable Items (place in trash)

- Plastic Bags
- Pesticide or Herbicide Containers
- Styrofoam or Microwave Containers
- Aluminum Foil
- Empty Paint Cans
- Aerosol Cans



GUIDE TO RECYCLING



Recycle clean bottles, cans, paper, and cardboard.



Keep food and liquid out of your recycling.



No loose plastic bags and no bagged recyclables.



ALUMINUM CANS - Includes used beverage cans only. No foil or food containers.




CONTAINER GLASS - Includes clear, brown, green and blue container glass only. Glass should be clean. Glass **DOES NOT INCLUDE** ceramic cups, dishes, ovenware, plate glass, safety and window glass, heat-resistant glass such as Pyrex, light bulbs, mirrors, lead-based glass such as crystal.



PLASTIC CONTAINERS - Includes only food and beverage bottles and containers marked with the #1 through #7 recycling emblem. Includes aseptic packaging such as juice boxes and soup broth containers.

DOES NOT INCLUDE motor oil bottles, plastic bags, styrofoam cups or containers and packaging peanuts.



TIN CANS - Includes metal cans, bi-metal cans and steel containers which must be clean. Cut out end can be secured inside can.



MIXED PAPER PRODUCTS - Includes all grades of papers including: white, colored, ledger, shiny, coated, carbonless, envelopes - including windowed, labeled and kraft; newspapers, magazines, phone books, computer print out paper, glued pads and tablets, file folders, post-it notes, spiral notebooks, cereal boxes, shoe boxes, paper grocery bags, beverage cartons. Can include paper clips and staples.

DOES NOT INCLUDE waxed paper, hand towels, napkins or paper plates.



CORRUGATED CARDBOARD - Includes clean corrugated cardboard only. Cardboard must be flattened and bundled in bundles not more than twelve (12) inches high by twenty-four (24) inches wide and thirty-six (36) inches long.

DOES NOT INCLUDE waxed cardboard or soiled cardboard.


ALL paper products may be placed in a paper bag or bundled



Not Acceptable Items (place in trash)






- ♦ Plastic Bags
- ♦ Pesticide or Herbicide Containers
- ♦ Styrofoam or Microwave Containers
- ♦ Aluminum Foil
- ♦ Empty Paint Cans
- ♦ Aerosol Cans

Item	Rule	Expert Tip
<p>Plastic Bottles & Containers</p> 	<p>Recycle plastics like empty bottles, jars, jugs, and tubs by their shapes. Chasing arrows don't necessarily indicate recyclability.</p>	<p>Caps are recyclable, but you must put them back on empty containers before tossing in the bin.</p>
<p>Food & Beverage Cans</p> 	<p>Recycle all empty tin, aluminum, and steel cans.</p>	<p>Remove plastic lids from any food or beverage cans before recycling. Note: empty aerosol cans can also be recycled, but be sure they are empty and never include any aerosol caps.</p>
<p>Paper</p> 	<p>Paper, newspaper, and magazines are good to recycle.</p>	<p>Soiled and wet paper should be placed in the trash.</p>
<p>Flattened Cardboard & Paperboard</p> 	<p>Flatten and recycle all cardboard and paperboard.</p>	<p>Break down and flatten cardboard boxes to make room for more materials to fit in your recycling. Be sure to close the lid on your recycling container to keep materials dry.</p>
<p>NO Bagged Recyclables</p> 	<p>Don't bag your recyclables. Empty items directly into your recycling container. It's the best thing you can do to ensure items get a second life.</p>	<p>If you collect your recyclables in a bag, simply empty the items directly into your final recycling container and reuse the bag!</p>
<p>NO Plastic Bags</p> 	<p>Loose plastic bags are generally not accepted in curbside programs. Please check your local program.</p>	<p>No loose plastic bags and don't bag your recyclables. Plastic bags get tangled in equipment and threaten worker safety. Find where you can recycle plastic bags at plasticfilmrecycling.org</p>
<p>NO Plastic Wraps & Film</p> 	<p>Plastic wrap, bubble wrap, plastic sandwich bags, and freezer bags should not go in the recycle bin.</p>	<p>Reuse whenever possible for presents, moving, or storage of similar items.</p>

<p>NO Flexible Packaging</p> 	<p>Flexible packaging like chip bags and juice or soup pouches cannot be recycled in curbside programs.</p>	<p>This type of packaging is made from multiple materials preventing it from being recycled at the curb. Currently it must go in the trash.</p>
<p>NO Food Waste</p> 	<p>Scrape out all cans and jars, empty liquids, and put scraps in the compost, if available.</p>	<p>Food scraps and liquids may seem harmless, but they could turn a whole load of recycling to trash.</p>
<p>NO Soiled Paper Towels</p> 	<p>Soiled paper towels, napkins, and tissues are not recyclable.</p>	<p>Compost the soiled paper towels if you can, and remember to recycle the paper towel cardboard tube.</p>
<p>Pizza Boxes</p> 	<p>Cardboard pizza delivery boxes that are free from any leftovers or liners CAN be recycled.</p>	<p>You be the judge! Recycle the empty pizza box if it's not too greasy after you've eaten all the pizza.</p>
<p>NO Dirty Diapers</p> 	<p>Dirty diapers' and pet waste's yuck factor increase when they end up where they shouldn't—the recycle bin!</p>	<p>These will soil all of the recyclables, turning the load to trash. Trash these instead and keep recyclables clean.</p>
<p>NO Cups with Plastic or Wax Coating</p> 	<p>Cups with plastic or waxed coatings are not recyclable.</p>	<p>The plastic lid should be trashed as well.</p>
<p>NO Polystyrene Foam & Plastic</p> 	<p>Polystyrene foam and plastic "to-go" containers and cups are made of non-recyclable materials, and cannot be collected curbside.</p>	<p>Packing peanuts aren't recyclable either, however some shipping stores will take peanuts back for reuse.</p>

recycling program.

COMMON RECYCLING QUESTIONS

Item	Rule	Expert Tip
<p>Food & Beverage Containers</p> 	<p>These types of cartons are lightweight and have environmental advantages, but they are not acceptable to recycle curbside.</p>	<p>The cartons are made of multiple materials and are difficult to recycle. Check with your community to see if there are opportunities to recycle these paper containers locally.</p>
<p>NO Large Household Items</p> 	<p>Household items such as clothing, textiles, shower curtains, swimming pools, and fencing don't belong in the recycle or waste bin.</p>	<p>Check local programs or thrift stores for reuse opportunities first before putting larger household items into your waste bin.</p>
<p>NO Furniture</p> 	<p>Furniture does not belong in curbside recycling or trash collection!</p>	<p>While very damaged or unusable furniture is best suited for your local junkyard, many organizations accept donated furniture they can resell to the public.</p>
<p>NO Appliances</p> 	<p>Appliances are not accepted in curbside recycling or trash collection.</p>	<p>Organizations like Habitat for Humanity's ReStore accept new and gently used appliances for donation and resell them to the public. For proper disposal, check with your manufacturer or take the item to your local transfer station.</p>
<p>NO Needles</p> 	<p>Medical waste doesn't belong in curbside recycling or waste!</p>	<p>Needles can cause serious injuries to workers, so dispose of them in a safe container like Waste Management's MedWaste Tracker® box, or contact your local service provider.</p>